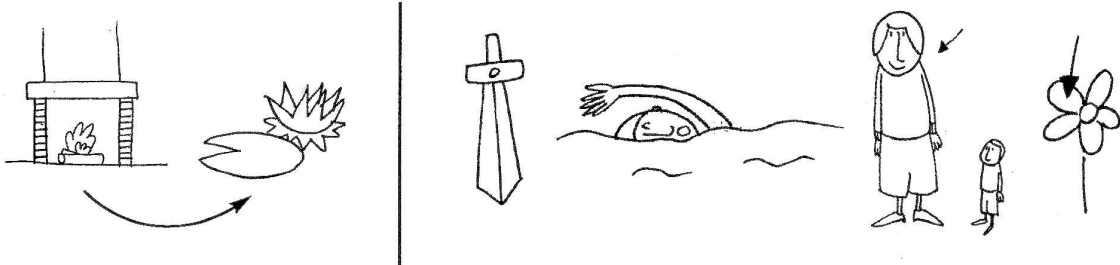
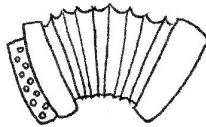
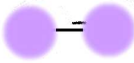
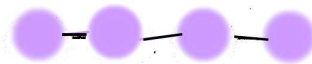
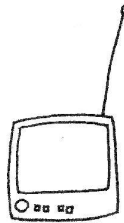
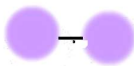


Le son /e/

1 Observe l'exemple puis relie les dessins deux par deux.



2 Coche la perle qui correspond à la syllabe où tu entends le son /e/ dans le mot.



3 Le mot « dé » a été caché 6 fois. Recherche-le en barrant les lettres inutiles.

e	p	d	é	b
d	é	q	d	é
p	d	é	p	e
d	é	q	d	é

4 J'écris :