


Poule rousse



2005

Fiches pédagogiques proposées par José Martin
Ecole de Faverolles - Cantal










POULEROUSSE

Grande Section

fiche prélecture 1

Dessine ce qui manque à chaque poule en t'aidant du modèle.



Colorie tous les mots qui commencent par un P.

Renard

Poule

Bouche

Propre

Rangé

Donne

Poussière

Grosse

Pierre





POULEROUSSE

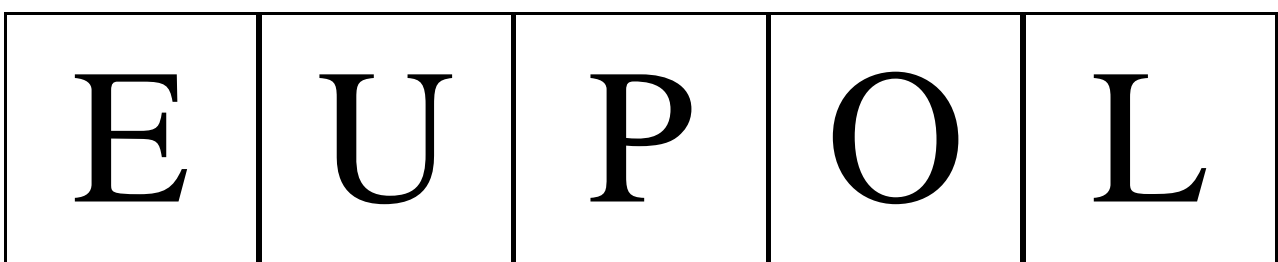

Grande Section

fiche prélecture 2

Découpe les vignettes du bas de la page et reconstitue le mot.



Écris le mot.





POULEROUSSE

fiche prélecture 3

Colorie le bon titre.

POULEROUGE

POULEROUSSIE

POULEROUSSE

POULEMOUSSE

ROULEROUSSE

POULETOUSSE

Relie les mots dans les deux écritures.

POULE

renard

TOURTERELLE

pierre

RENARD

poule

PIERRE

marmite

MARMITE

tourterelle


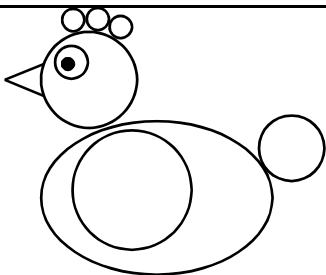

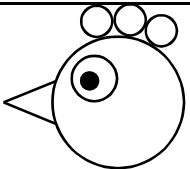
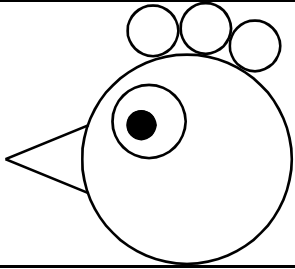


POULEROUSSE

Grande Section

fiche graphisme 1

Je fais des poules.(ronds et traits)





POULEROUSSE

Grande Section

fiche graphisme 2

Je fais les dents du renard.(les dents de scie)



Dessine les dents du renard et colorie-le.









POULEROUSSE

Grande Section

fiche graphisme 3

Je fais la maison de Poulerousse.(bâtons et traits)



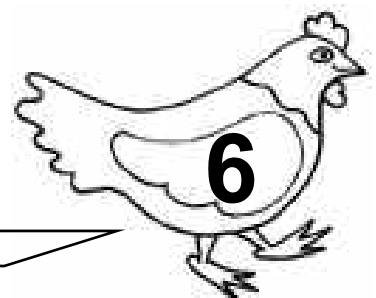
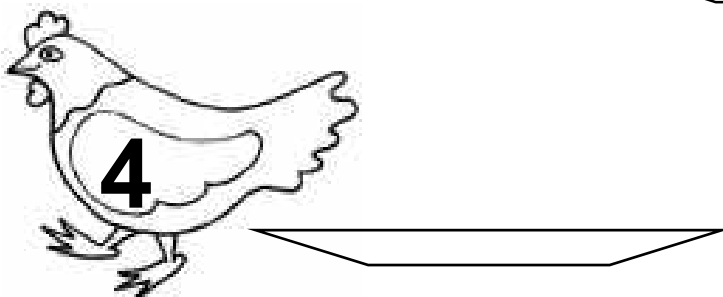
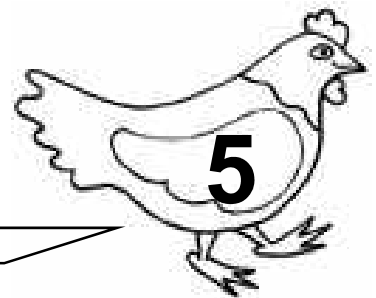
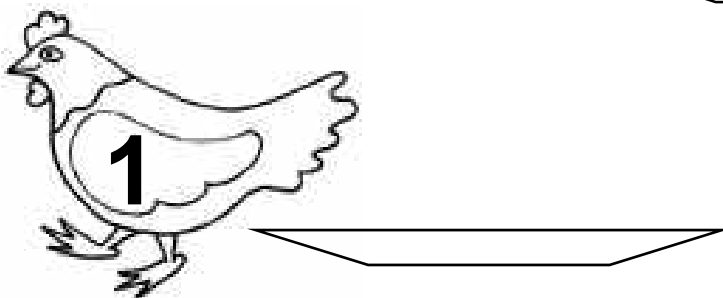
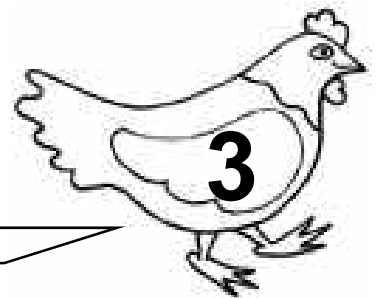
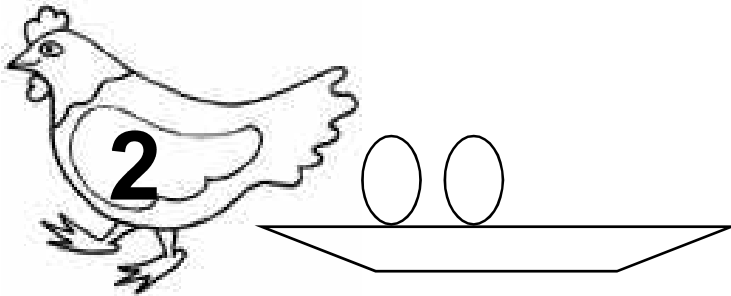


POULEROUSSE

Grande Section

fiche maths 1

Dessine pour chaque poule le nombre d'œufs demandé.










POULEROUSSE

Grande Section

fiche maths 2

Découpe les poules et colle-les de la plus petite à la plus grande.

--	--	--	--	--






POULEROUSSE

Grande Section

fiche maths 3

Colorie en rouge les poules qui vont vers la droite et en bleu celles qui se dirigent vers la gauche.





POULEROUSSE

Grande Section

fiche éveil 1

Découpe les images et replace-les dans l'ordre de l'histoire.





POULEROUSSE

Grande Section

fiche éveil 1

Je replace les images dans l'ordre de l'histoire.

--	--	--	--




POULEROUSSE

Grande Section

fiche éveil 2

Retrouve les six différences et marque-les d'une croix.





POULEROUSSE

Grande Section

fiche éveil 3

