


## EXPLORER LES FORMES et LES GRANDEURS

Pour faire une voiture, il faut : un RECTANGLE




un CARRE



et













RONDS



Consigne : Avec des gommettes, amuse-toi à construire des voitures en rapprochant le carré au rectangle puis en plaçant un rond sous le rectangle et l'autre rond sous le carré comme le modèle présenté.

Planche à découper par un adulte



AVERSE